

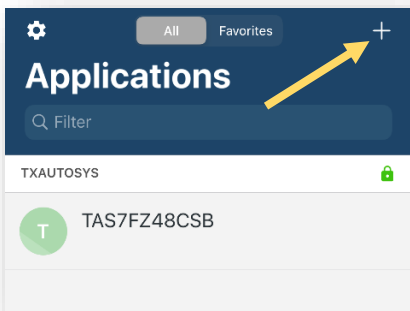
Ignition Initial Login

If using the PC website, go to

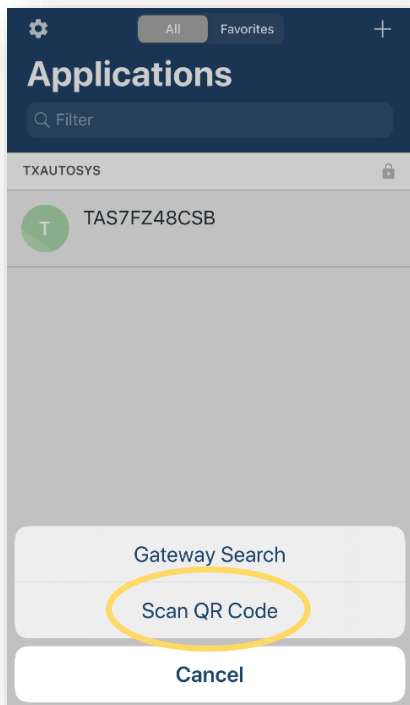
<https://cloud.txautosys.com:8043/data/perspective/client/TAS7FZ48CSB/>

in a web browser (Google Chrome works best), and proceed to step 5.

1. To access the mobile app, download the mobile app in the Apple app store or the Google Play Store. (Search “Ignition Perspective”)
2. After downloading the app, open the app and click the “+” icon in the top right corner.



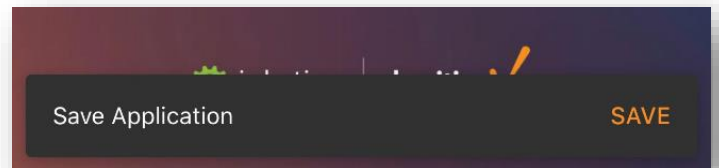
3. Click “Scan QR Code”



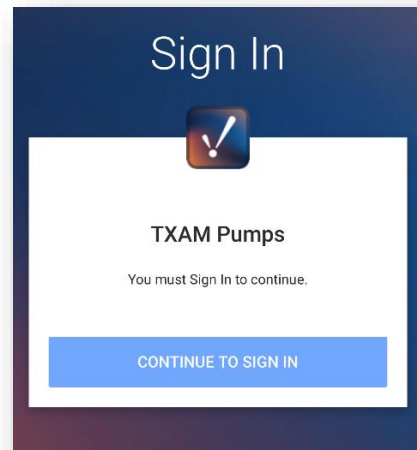
4. Scan the supplied QR code




NOTE: When prompted, click “SAVE” when asked to save application at the bottom of the app.



1. Click “CONTINUE TO SIGN IN” and sign in using your login credentials.



 HOME

 ALARMS

 TSP600N 

If no menu is present,
click the menu button to
present the menu

Select the desired
controller to access the
asset menu

Welcome



Asset List

Map

REFRESH

Filter table...

Site	Cellular	Mode	Rate (qpd)	Tank (% Full)	Voltage
Houston Main Demo		QPD	24.00	28	12.1
Houston Main Demo Dual		QPD	3.00	0	12.2

Select the desired asset to access its dashboard

DETAIL MAINTENANCE CHARTS

Info

Status **CONNECTED** Demand **UPDATE**

Last Update March 16, 6:15 AM Location Click for Map

Next Update March 16, 7:15 AM Temperature 69.8 °F

TSP600N

CLOCK **Set date/time**

Mar 16, 2021, 5:14 AM

PUMP BUILD **Edit pump build**

Pump HBT2AC

Head Single

Plunger 1/2"

QPS 0.00354164

DEMOCHEM

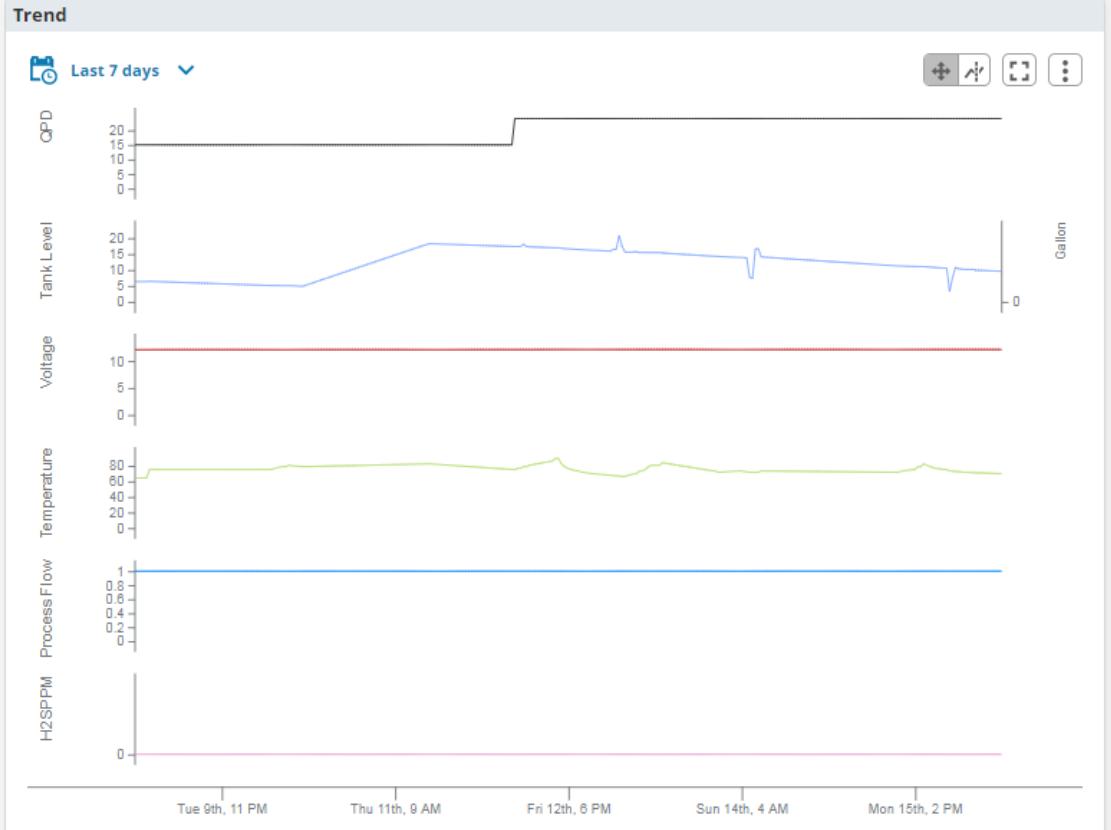
Click tank to edit tank settings

27%
9.58 IN

PROCESS **Change pump rates / Alarms**

Mode QPD

QPD	24.0
Qts Today	5.2
Qts Yest	23.1
Voltage	12.1 vdc
Voltage Min	12.1 vdc



4 ACTIVE

<input type="checkbox"/> 03/16/2021 06:15:53	TXAMDEMO Houston Main Demo Tank Sensor High Signal (>20mA)
<input type="checkbox"/> 03/08/2021 11:20:06	TXAMDEMO Houston Main Demo Dual Simulation Mode is True - Controller Lost Strokes
<input type="checkbox"/> 03/08/2021 11:20:06	TXAMDEMO Houston Main Demo Dual Tank Level L @ 0.0% or 0.1 inch

0 alarms

